

# Thoracic Surgery and Interventional Pulmonology

Minimally invasive laser surgery for lung  
metastases and bronchial tumors

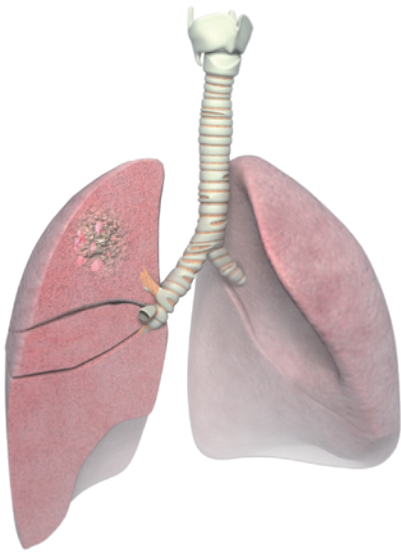


- Precision
- Minimal loss of parenchyma
- Coagulation and sealing

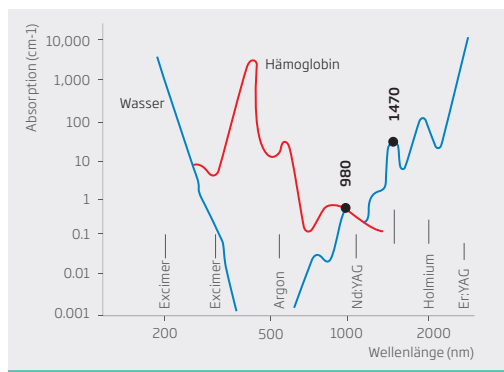
# Laser technology for thoracic surgery and interventional pulmonology

The use of laser technology in thoracic surgery has proven to be clinically effective and beneficial for the patient. During the last decades, laser development with modern semiconductor technology has demonstrated excellent performance with wavelengths in the range of 1318 - 1350 nm. This laser wavelength has proven ideal for parenchymal tissue (lungs and kidney).

biolitec® has followed its tradition of developing new minimally invasive treatment methods to join the proven results of the 1350 nm laser. By combining the dual wavelength mixture of 980 nm and 1470 nm, a new clinical approach with superb intra-operative efficiency and excellent post-operative outcome has resulted. The dual wavelength diode laser system is characterized by high economic efficiency and reliability with high quality fiber optic fibers to provide secure and cost-efficient care for patients by the medical specialists.



# Highly developed diode laser technology from biolitec®



DUAL wavelength 980 + 1470 nm – new approach and progress in thoracic surgery

## Why?

LEONARDO® DUAL wavelength diode lasers offer a combination of advantages. The 980 nm wavelength provides equal light absorption in both hemoglobin and water which offers an excellent coagulation effect. The 1470 nm wavelength is highly absorbed in water to generate an excellent cutting and vaporization.

The LEONARDO® DUAL 100-watt laser allows the clinician to direct a laser beam with mixed wavelengths onto or into lung tissue that has very high water content and low density. Users are able to observe that the laser achieves high ablation rates in the lung and tumor tissue with a simultaneously low and elastic coagulation zone to minimize post-operative side effects such as an unacceptable outflow rate.

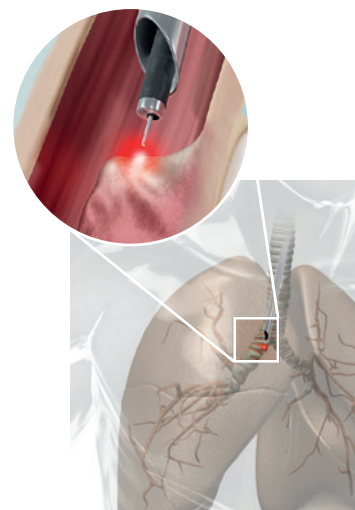
### Advantages

- Simultaneous cutting and coagulation
- Sealing properties for a smooth tissue surface
- Parenchyma and lung lobe preservation
- Deep and centrally positioned metastases can be uncovered
- Follow-up treatment possible in recurring metastases
- Precise resection of multiple metastases in only one procedure
- Best hemostasis
- Post-operative drains can be removed shortly after the treatment

# Applications

## Open surgery and laser-supported VATS / Uniportal VATS

- Metastasectomy
- Vaporization of tumors
- Wedge excision of lung tissue
- Resection of multiple and deep lung metastases
- Recurring metastases and tumors
- Hemostasis and fistula sealing
- Adhesiolysis
- Tissue resection for histological examination



## Interventional Pulmonology

- Coagulation and ablation of endobronchial tumors and stenoses
  - Removal of bronchial obstructions and fistulas
  - Separation of tracheal stenoses
- (all procedures are performed with rigid or flexible endoscopes)

## biolitec® Laser Systems

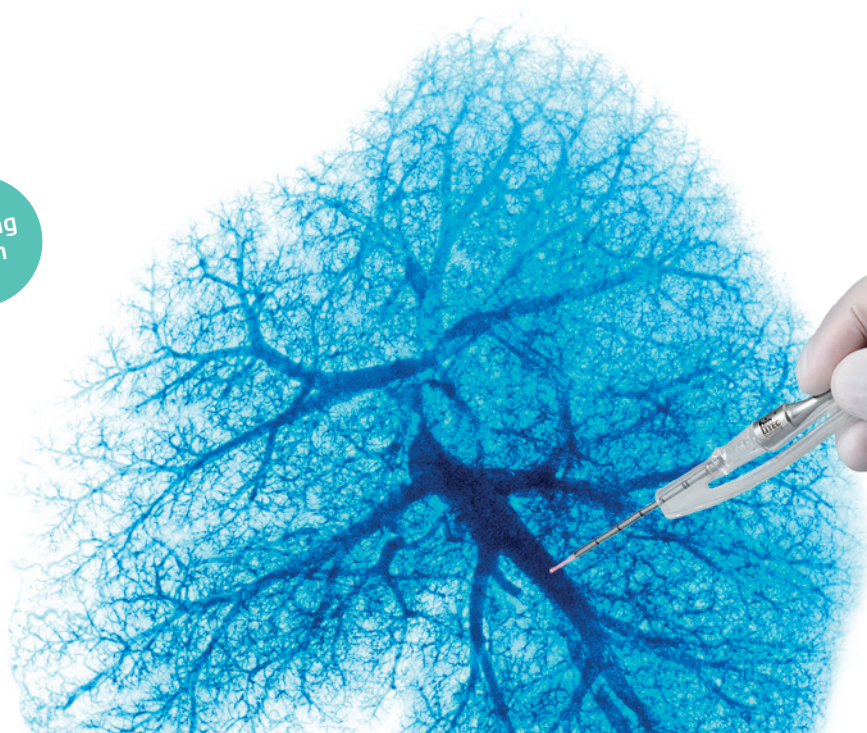
### Advantages

- Multi-disciplinary use for numerous surgical applications
- Simple set-up (no additional external cooling or high voltage necessary)
- Reliable diode technology
- Low maintenance costs
- User-friendly

Discover the new  
Laparoscopic Bending  
Instrument, which allows  
you to direct the laser  
fiber where it is needed -  
for an even more effective  
procedure!



Coming  
soon





# biolitec® Laser Systems

Model	LEONARDO® DUAL 100	LEONARDO® DUAL 45
REF	SL980+1470nm100W	SL980+1470nm45W
Wavelength	980 nm and 1470 nm	980 nm and 1470 nm
Performance	max. 100 Watt (1470 nm / 15 Watt + 980 nm / 85 Watt), individually adaptable	max. 45 Watt (1470 nm / 15 Watt + 980 nm / 30 Watt), individually adaptable
Fiber diameter	≥ 360 µm	≥ 360 µm
Laser class	4	4
Target beam	532 nm and 635 nm, green 1 mW, red 4 mW, user-defined intensity	532 nm and 635 nm, green 1 mW, red 4 mW, user-defined intensity
Treatment mode	CW, Pulse Mode, ELVeS® Signal, ELVeS® Segment, Derma Mode	CW, Pulse Mode, ELVeS® Signal, ELVeS® Segment, Derma Mode
Impulse length/-pause	0.01 – 60 sec / 0.01 – 60 sec	0.01 – 60 sec / 0.01 – 60 sec
Energy supply	110 – 240 VAC, 50 / 60 Hz, 600 VA	110 – 240 VAC, 50 / 60 Hz, 450 VA
Cooling	–	–
Measurements (H × W × D)	approx. 28 cm × 37 cm × 9 cm	approx. 28 cm × 37 cm × 9 cm
Weight	approx. 8.5 kg	approx. 8.5 kg

## Fibers

### Thoracic Surgery

REF	Product	Length [m]	AD ø [µm]
503300415	Bare Fiber 1000 µm, Flat Tip, Adj. Luer, ID (1 × 6 h)	2.6	1400

### Interventional Pneumonology

503200525	GLC 180 Gas-, Liquid Cooled fiber, ID (1 × 6 h)	3	1800
503200744	Bare Fiber 400µm, Flat Tip, IC	2.6	750
503200745	Bare Fiber 600 µm, Flat Tip, Adj. Luer, ID (1 × 6 h)	2.6	860

## Handpieces and Instruments

400400120	LAPAROSCOPIC BENDING INSTRUMENT
500400370	Instrument for Thoracoscopy, with smoke suction adapter, for 600 – 1000 µm fibers
400100100	Universal Dual Luer Handpiece, for 600 – 1000 µm fibers

## Accessories

MP0003	LEONARDO Laser Cart
LA7209	Laser safety goggle 950 – 980 DLB5 / 980 – 1400 DLB6 / 1400 – 11500 DLB4
AB2594	Biopsy needle 14 G, 6 cm with cm markings, sterile PU. 20 pcs

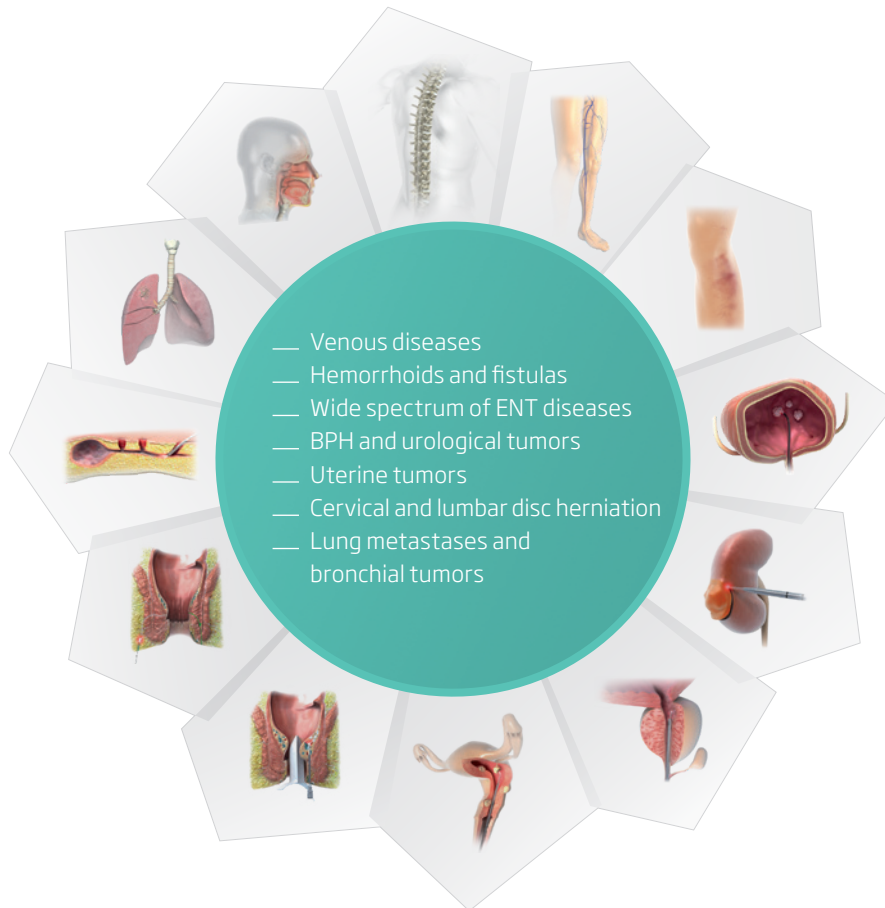
## Flue Gas Exhaustion

MP0025	Smoke evacuation FUMOVAC 700 Complete unit 220/240 V 50/60 Hz, HM57525420
MP0026	Smoke evacuation filter for FUMOVAC 700 twin pack
MP0027	Tube set single use / holding device HP, 3m length, sterile, REF 57525332, PU. 10 pcs
MP0028	Laparoscopic Smoke Evacuation Tube, 2.44m length, sterile, REF HM57525334, PU. 5 pcs



# Contact us

to learn more about a whole new world  
of minimally invasive laser therapies



## biolitec® worldwide

### **biolitec AG**

Vienna, Austria  
phone: +43 1 3619 909 50  
info@biolitec.de  
www.biolitec.com

### **biolitec biomedical technology GmbH**

Jena, Germany  
Phone: +49 3641 519 53 0

### **biolitec Schweiz GmbH**

Wollerau, Switzerland  
Phone: +41 55 555 30 20

### **biolitec Italia SRL**

Milano, Italy  
Phone: +39 02 8423 0633

### **biolitec T. C. S. V. P. Ltd.**

Istanbul, Turkey  
Phone: +90 216 574 7456

### **000 biolitec Spb**

Saint-Petersburg, Russia  
Phone: +7 812 4493752

### **biolitec FZ LLC**

Dubai, UAE  
Phone: +971 44 29 85 92

### **biolitec laser science and technology Shanghai Ltd.**

Shanghai, China  
Phone: +86 21 6308 8856

### **biolitec Sdn. Bhd.**

Selangor, Malaysia  
Phone: +60 3 5569 7158

### **biolitec India Private Ltd.**

Bangalore, India  
Phone: +91 265 3201106

### **PT. Biolitec**

Tangerang, Indonesia  
Phone: +62 21 537 2994

### **biolitec Korea Ltd.**

Seoul, Republic of Korea  
Phone: +82 2 701 4707

### **Equipos Laser de Uso Medico y Fibra Optica SA de CV**

México City, Mexico  
Phone: +52 155 55 731800

### **biolitec BCIE LTDA**

São Paulo, Brazil  
Phone: +55 11 2093 8602

### **CeramOptec GmbH**

Bonn, Germany  
Phone: +49 228 979670

### **Ceram Optec SIA**

Rīga, Latvia  
Phone: +371 653 25 994



All fibers are free of latex and DEHP. Our fibers are single use products (unless otherwise indicated) delivered sterile for immediate use.

#### **Imprint**

biolitec AG  
Untere Viaduktgasse 6/9  
A-1030 Wien  
Phone: +43 1 3619 909 50  
www.biolitec.com