

Glide

Precision and Total Control for Latest Generation Photorejuvenation

The Newest CO_2 Laser for Photorejuvenation

GLIDE stands out for **Aesthetic Medicine**



DEKA
Innate Ability


DEKA
Innate Ability

GLIDE
Quick Wins:

Skin Photorejuvenation | Acne Scars
Facial Wrinkles Reduction | Periocular Lifting
Deep Scars | Dermatological Surgery

Key Principles

Glide is the new CO_2 laser by DEKA, which, thanks to its 30 - years of experience, has introduced a new system and a series of more ergonomic and highly performing accessories.
The new Glide system adapts well to the treatment of many areas, even the most delicate, like the neck, the decolletage, and the area around the eyes.



Why choosing GLIDE

Experience Quality Guarantee

DEKA has crystalized the results of 40 years of know-how into the technological advancements of this device and its accessories.

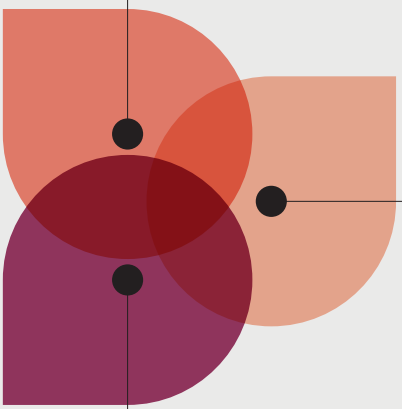

Total Control and Maximum Efficacy

The laser source with exclusive PSD technology and SMARTSTACK function achieve efficacy and safety levels never attained before.

Multidisciplinarity and Flexibility

Glide has a complete range of scanning systems that can broaden the range of applications possible with this technology.



Glide

INNATE

THE SCIENCE BEHIND

Maximum Efficacy, Precision and Total Control

PSD Technology

The PSD (Pulse Shape Design) technology makes it possible to choose among various impulse modalities to be able to manage selectively the vaporization depth and the thermal effect: S-Pulse, D-Pulse. H-Pulse, U-Pulse, CW. By varying the impulse modality on the on the area concerned you obtain different ablation and stimulation effects to meet the various clinical needs.



SmartStack

For real and precise vaporization depth control you can select from 5 SmartStack levels. As the SmartStack level increases a progressive increase of the shrinkage effect is obtained, making the treatment more effective and safe, thus reducing patient recovery time.



Smart Scanning Modality

Scattered Modality

Scattered Modality evenly scans inside the entire area and fades along the edges to prevent overlapping of DOTs to ensure greater evenness between the scanning area and the skin texture.



smart·TRACK

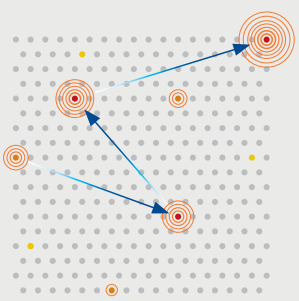

SmartTrack is the algorithm specially developed to optimize the scanning pat hand to minimize local temperature increase.

A

ABILITY

THE SCIENCE BEHIND

Set up Complete with Scanning Systems

Glide has a range equipped with new scanning systems, optimized in shape, weight, easier connection and size to maximize handling.

µ-Scan DOT

Scanning system designed to ensure utmost ergonomics in fractionated or traditional resurfacing treatments (modifiable parameters: Size, stretching and scanning area shape).





µ-Scar 3

Scanning system designed for remodelling deep scars. Minimizes the risk of post-treatment hyper and hypopigmentation thanks to the smaller spot size that generates greater depth of the action with reduced energy.

Derma Scan

Scanning system paired with handpieces with 4″ and 7″ focus designed for fast and tridimesional ablations.



THE PERFECT MATCH

GLIDE Strength

- Provides **uncompromising versatility** in skin rejuvenation techniques.
- Exclusive advanced technology solutions **(PSD and SmartStack)** to maximize results.
- Extreme flexibility in parameter settings and maximum adaptability to patient requirements.
- Utmost **control and precision** of use
- Broad use of applications thanks to **a complete set-up of microscanner.**
- **Over 30 years experience** in CO_2 laser production.

Only for DEKA Users:
A great support in medical practice
DEKA Club


Intuitive GUI (15.6” rolling touch screen display)
PSD Technology
Miniaturized scanning systems
SmartTrack
Multimedia database
Teleassistance
RF CO_2 laser source
DEKA
Glide

Technical Specifications

Glide - Suggested configuration in Dermatology and Aesthetic Medicine	
Laser Type	CO_2 RF - PSD®
Wavelength	10.6 µm
Emission modes	CW - SP - DP - HP - UP
CW power	From 0.5 to 60 W
SP power	From 0.5 to 60 W
DP power	From 0.5 to 60 W
HP power	From 0.5 to 50 W
UP power	From 0.5 to 60 W
Transmission system	Articulated arm with 7 mirrors
Guide beam	Laser diode @ 635 nm - 4 mW - Adjustable intensity from 1% to 100% o Diode OFF during emission (DOWL).
Internal database	More than 100 factory stored protocols, upgradeable with USB. Possibility for the user to store a number unlimited custom protocols
Control panel	Color LCD Touch Screen
Accessories	µ-Scan Dot, µ-Scar3, Dermascan, wide range of handpieces
Dimensions and weight	137 (A) x 42 (L) x 54 (P) cm - 70 kg

DANGER - Visible and invisible laser radiation. Avoid eye or skin exposure to direct or scattered radiation. Class 4 laser product.

This brochure is not intended for the US market.

CE 0123

Glide

DEKA Innate Ability

Follow us on

www.dekalaser.com

Dealer stamp

DEKA M.E.L.A. s.r.l.
Via Baldanzese,17 - 50041 Calenzano (FI) - Italy
Tel. +39 055 8874942 - Fax +39 055 8832884

DEKA Innate Ability

A spin-off of the El.En. Group, DEKA is a world-class leader in the design and manufacture of lasers and light sources for applications in the medical field. DEKA markets its devices in more than 80 countries throughout an extensive network of international distributors as well as direct offices in Italy, France, Japan and the USA. Excellence is the hallmark of DEKA's experience and recognition garnered in the sphere of R&D in over thirty years of activity. Quality, innovation and technological excellence place DEKA and its products in a unique and distinguished position in the global arena. DEKA manufactures laser devices in compliance with the specifications of Directive 93/42/EEC and its quality assurance system is in accordance with the ISO 9001 and ISO 13485 standards.

© DEKA 003-0157-20-020_Rev 1.0

DEKA M.E.L.A. s.r.l.- All rights reserved - In order to improve its products the company reserves the right to modify these specifications without prior notice.
Document Reserved for Health Professionals Only.