



integre pro™

The multi-color
photocoagulator optimizing
diagnosis and treatment

RETINAL PHOTOCOAGULATION

LASER TRABECULOPLASTY

LASER IRIDOTOMY

Helping the world see clearly

High precision performance for retinal disease treatment

Integre Pro™ will enable you set new standards in retinal laser photocoagulation. Combining high-precision optics matched to optimized laser performance, Integre Pro™ is one of the leading systems for the diagnosis and treatment of retinal disease.

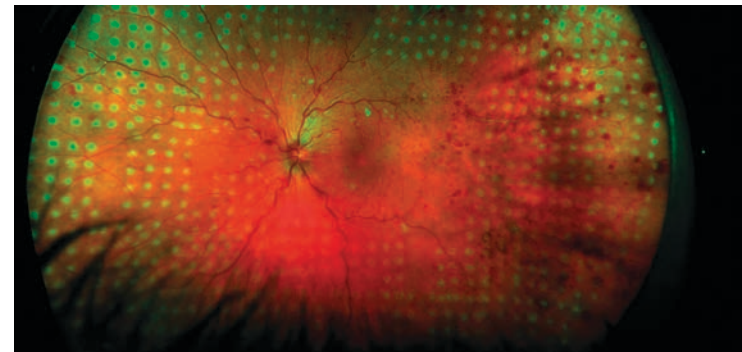
**Choose Integre Pro™ from Ellex,
and you'll be able to transform
the efficacy and efficiency of
retinal photocoagulation.**

integre pro.

Uniform energy distribution

Integre Pro's proprietary dual-mode laser cavity delivers uniform energy distribution across the full spot diameter, eliminating hotspots and achieving optimal, homogenous burns*.

Whether you are positioning focal treatment in the macular area, or performing PRP in the periphery, it's a key design feature that enables you to achieve consistent, predictable treatment outcomes across a broad range of pathologies.



Integre Pro™ delivers uniform energy distribution

*Image provided by Dmitri Yellachich, MD (Australia)
Based on system performance testing.



A wavelength for every pathology

Integre Pro™ from Ellex features multi-color photocoagulation in an ergonomically advanced all-in-one laser/slit lamp design that provides an effective solution for retinal disease diagnosis and treatment.

Integre Pro's high power, yellow-red configuration sets the standard for multi-color laser technology, offering the full treatment spectrum of a traditional three-color photocoagulator.

With Integre Pro™, the following wavelength configurations are available:



YELLOW-RED CONFIGURATION (561 nm and 670 nm)



GREEN-RED CONFIGURATION (532 nm and 670 nm)

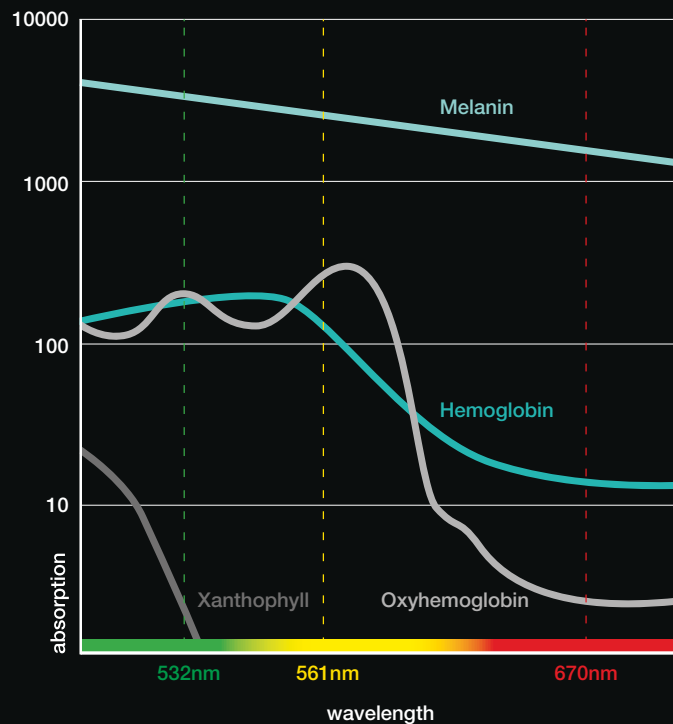


GREEN CONFIGURATION (532 nm)



YELLOW CONFIGURATION (561 nm)

Wavelength Clinical Characteristics



Accurate visualization, precise titration

The purpose-built Integre Pro™ slit lamp, which channels the laser directly through the slit lamp optics for better visualization and optimal illumination, is optimized for use in the posterior segment. Featuring a 10-degree stereoscopic angle, it provides enhanced depth perception and a wider peripheral view, as well as high-contrast imaging and optimal illumination of the fundus.

When it's combined with an optimal red-reflex, it's a solution that enables you to titrate power levels precisely to deliver highly accurate treatment.

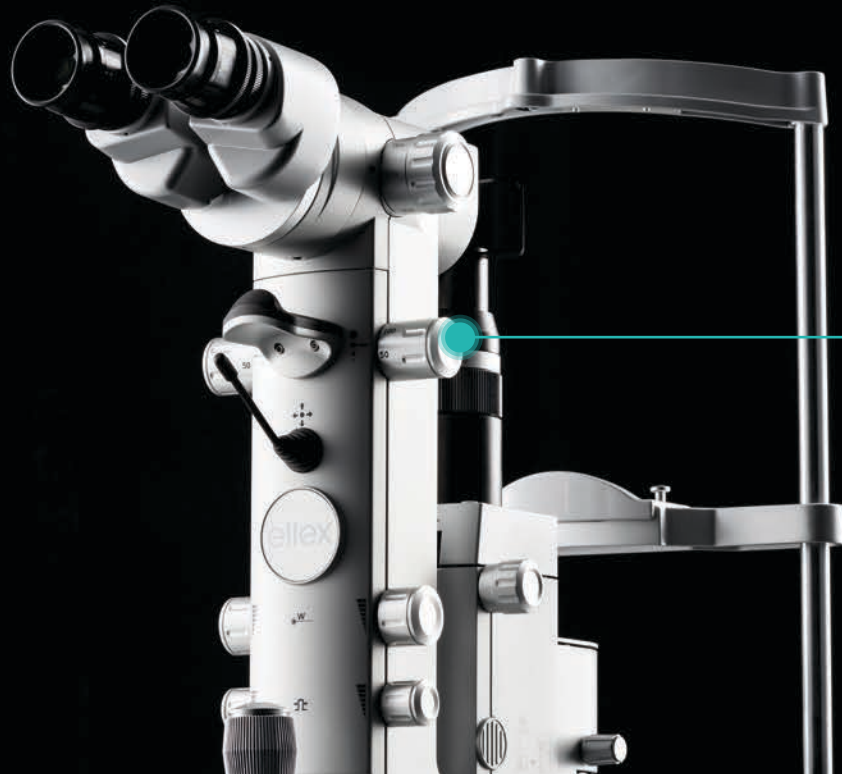
Continuous feedback for excellent results

Integre Pro™ delivers real-time, active light feedback that continuously monitors and adjusts power output, combined with high-grade laser components. The result is consistent, reliable performance in the treatment of retinal disease.

Specifications

Laser Source	Solid-state laser diode and cavity (ZenTec™)
Wavelength	1 Yellow-red configuration: 561 nm and 670 nm 2 Green-red configuration: 532 nm and 670 nm 3 Yellow configuration: 561 nm 4 Green configuration: 532 nm
Power at the fiber port	Red: 1 watt. Yellow: 1.5 watts. Green: 1.5 watts
Power at the Cornea	Red: 50 – 1000 mW, Yellow: 30* – 1500 mW, Green: 30* – 1500 mW
Exposure Time	0.01 to 8.0 seconds
Spot Size	50 to 1000 µm, continuously variable
Repeat Mode	Up to 20 Hertz
Aiming Beam	Red 635 nm, adjustable intensity
Micromanipulator	Ambidextrous, vibration damped
Magnification	6x, 10x, 16x, 25x, 40x
Electrical Requirements	100-240 VAC, 50/60 Hz, 800 VA
Cooling	Air cooled
Weight	32kg, 71 lbs. (laser only)
Dimensions (HxWxD)	62 x 76 x 47 cm, 24 x 30 x 19 inches (laser only)

A choice of Yellow-Red and Green-Red multi-wavelength configurations provides the flexibility to address a number of different pathologies.



All controls — spot size, energy, shot duration and micromanipulator — are conveniently located, right at your fingertips.

Find out how Integre Pro™ will help you set new standards in deploying laser photocoagulation in the treatment of retinal disease.

Contact us now to schedule a demonstration

Head Office

3 Second Avenue
Mawson Lakes, SA, 5095 AUSTRALIA
+61 8 7074 8200

Ellex Inc. (USA)

7138 Shady Oak Road
Minneapolis, MN, 55344 USA
800 824 7444

Ellex Deutschland GmbH

ZPO floor 1, Carl-Scheele-Str.16
12489 Berlin GERMANY
+49 30 6392896 00

Ellex Inc. (Japan)

Harumi Center Bldg 5F, 2-5-24 Harumi Chuo-ku
Tokyo 104-0053 JAPAN
+81 3 5859 0470

Registered Office

82 Gilbert Street
Adelaide, SA, 5000 AUSTRALIA
+61 8 7074 8200

Ellex iTrack

41316 Christy Street
Fremont, CA, 94538 USA
800 391 2316

Ellex France SARL

La Chaufferie – 555 chemin du bois
69140 Rillieux la Pape FRANCE
+33 4 8291 0460

Ellex Australia

3 Second Avenue
Mawson Lakes, SA, 5095 AUSTRALIA
+61 8 7074 8200

Helping the world see clearly

© 2018, Ellex Medical Pty Ltd. Integre Pro, True Spot, Total Solution and Power Control are trademarks of Ellex Medical Pty Ltd. Ellex is a registered trademark of Ellex Medical Pty Ltd. International patents pending and/or granted. E&OE. PB0018C.

Integre Pro™ has a CE Mark (Conformité Européenne) and US Food and Drug Administration (FDA) 510(k) Market clearance for the indications of Retinal Photocoagulation, Laser Trabeculoplasty and Laser Iridotomy.

