

MEDICAL PRODUCTS

FOCUS ON PRECISION.



SEILER MEDICAL PRODUCTS



MULTIDISCIPLINARY AND SURGICAL

- EVOLUTION ZOOM
- EVOLUTION XR6 AND SEILER IQ ENT MICROSCOPES
- 900 SERIES COLPOSCOPES
- ACCESSORIES



COMPOUND MICROSCOPES

- MICROLUX IV
- WESTLAB III
- SEILERSCOPE



SURGICAL LOUPES

- SEILER SPORT LOUPES
- SEILER TITANIUM LOUPES
- LED HEADLIGHT

THE DIVISIONS OF SEILER INSTRUMENT



Manufacturing




Geospatial



Medical



Planetarium



Design Solutions



MEDICAL OPERATING MICROSCOPES



EVOLUTION ZOOM MULTIDISCIPLINARY

- Magnification Changer: Zoom 1:6 Motorized
- APOchromatic Objectives $f=175\text{mm}-400\text{mm}$
- 10x Widefield Eyepieces Standard (12.5x, 16x or 20x available)
Diopter adjustment $+6/-6$
- LED Illumination + 100,000 LUX, 50,000 hour life
Optional: Xenon Illumination: 180,000 LUX
Optional: Halogen Illumination: 80,000 LUX
- Motorized 40mm Fine Focus
- Optional XY Unit range 50mm with automatic reset Button
- Control Unit: Multi-functional Display for illumination, focus, zoom, and automatic reset
- Hand/Foot Switch: 14 function foot pedal and 8 function hand control grip
- Standard 0-220° Inclined Binocular Head



MEDICAL OPHTHALMOLOGY SCOPE



Our eyes are one of the most fragile organs in our body. When they require surgery, it is a meticulous and detailed procedure. The Seiler Evolution Zoom

Microscope for Ophthalmology provides a detailed look at all areas of the eye. With advanced features such as enhanced Red Reflex, this microscope is designed to provide accurate imaging during cataract surgery, laser eye surgery, and other precision eye surgeries. This microscope also features an XY movement pedal, perfect for hands-free operating. In addition to this state-of-the-art microscope with its built-in features, Seiler offers a variety of accessories to improve any surgeon operation. Items that can be added to this microscope include a beam splitter, camera equipment, an assistant teaching head, and Xenon light. All Seiler Microscopes feature APOchromatic lenses, LED illumination, and an ergonomic sitting position for superior comfort.




ACCESSORIES



Motorized X-Y System



SRI Slim Image re-inverter system for vitrectomy surgery



Optional XY Footpedal



SeilerMax Adapter for use with wide angle, non-contact lenses

EVOLUTION ZOOM FOR OPHTHALMOLOGY

- Magnification Changer: Zoom 1:6 Motorized
- APOchromatic Objectives f=175mm-400mm
- 10x Widefield Eyepieces Standard (12.5x, 16x or 20x available)
Diopter adjustment +6/-6
- LED Illumination + 100,000 LUX, 50,000 hour life
Optional: Xenon Illumination: 180,000 LUX
Optional: Halogen Illumination: 80,000 LUX
- Motorized 40mm Fine Focus
- Optional XY Unit range 50mm with automatic reset Button
- Control Unit: Multi-functional Display for illumination, focus, zoom, and automatic reset
- Hand/Foot Switch: 14 function foot pedal and 8 function hand control grip
- Standard 0-220° Inclined Binocular Head
- Optional Red Reflex

ENT OPERATING MICROSCOPES



ALPHA AIR 6 ENT SCOPE

- 6-Step Turret Magnification System
- 250mm Objective Lens
- 0-220° Binocular Head
- 10X Wide Field Eyepieces
- LED Illumination System: 150,000 LUX with 50,000 Hours of Life
- True Coaxial Through-the-Lens Illumination
- Red Free Filter Standard (Yellow and Green Filter)
- Standard Counterbalance System
- USB and 12 VDC Power Support on Optic Pod
- Lifetime Warranty on Optics and Mechanics


Optional:

- 175mm-400mm Objective Lens
- 45° Fixed-Inclined Binocular Head
- 12.5X and 20X Wide Field Eyepieces


MOUNTING OPTIONS



FLOOR



HIGH WALL



WALL



CEILING



TABLETOP

ENT OPERATING MICROSCOPES



ALPHA AIR 3

- 3-Step Turret Magnification System
- 250mm Objective Lens
- 0-220° Binocular Head
- 10X Wide Field Eyepieces
- LED Illumination System: 150,000 LUX with 50,000 Hours of Life
- True Coaxial Through-the-Lens Illumination
- Red Free Filter Standard (Yellow and Green Filter)
- Standard Counterbalance System
- USB and 12 VDC Power Support on Optic Pod
- Lifetime Warranty on Optics and Mechanics

Optional:

- 175mm-400mm Objective Lens
- 45° Fixed-Inclined Binocular Head
- 12.5X and 20X Wide Field Eyepieces



COLPOSCOPES

SEILER'S 900 SERIES COLPOSCOPES

- Key Features:
- Smooth, 3-Step or 5-Step Turret Magnification System
- LED Illumination System
- APOchromatic Lenses
- 300mm Objective Lens Standard
Optional: 175mm, 200mm, 250mm, or 400mm Lens
- Digital, Live Video and/or Image Capture System Available
- 12.5x Widefield Eyepieces Standard
(10x or 16x available)
- Straight Binocular Head (Optional 45° Inclined and 0-220° Inclinable)
- Green Filter in Selector Knob
- Lifetime Warranty on Optics and Mechanics



935 3-STEP COLPOSCOPES

Small Diameter Base on Roller Casters
with Adjustable Vertical Post Height
3 Levels of Magnification



955 5-STEP COLPOSCOPES

Comfort Mounting on Swing Arm Base
Provides Small Footprint
5 Levels of Magnification



985 OTS COLPOSCOPES

Over-the-Shoulder Mounting Removes
Obstructions from the Working Field
5 Levels of Magnification

LIVE CAPTURE OF HD IMAGES AND VIDEO AVAILABLE ON ALL MODELS



GO PRO HERO 4



DIGITAL DSLR CAMERA
OPTIONS: CANON EOS, NIKON D SERIES,
SONY NEX



S-VIDEO



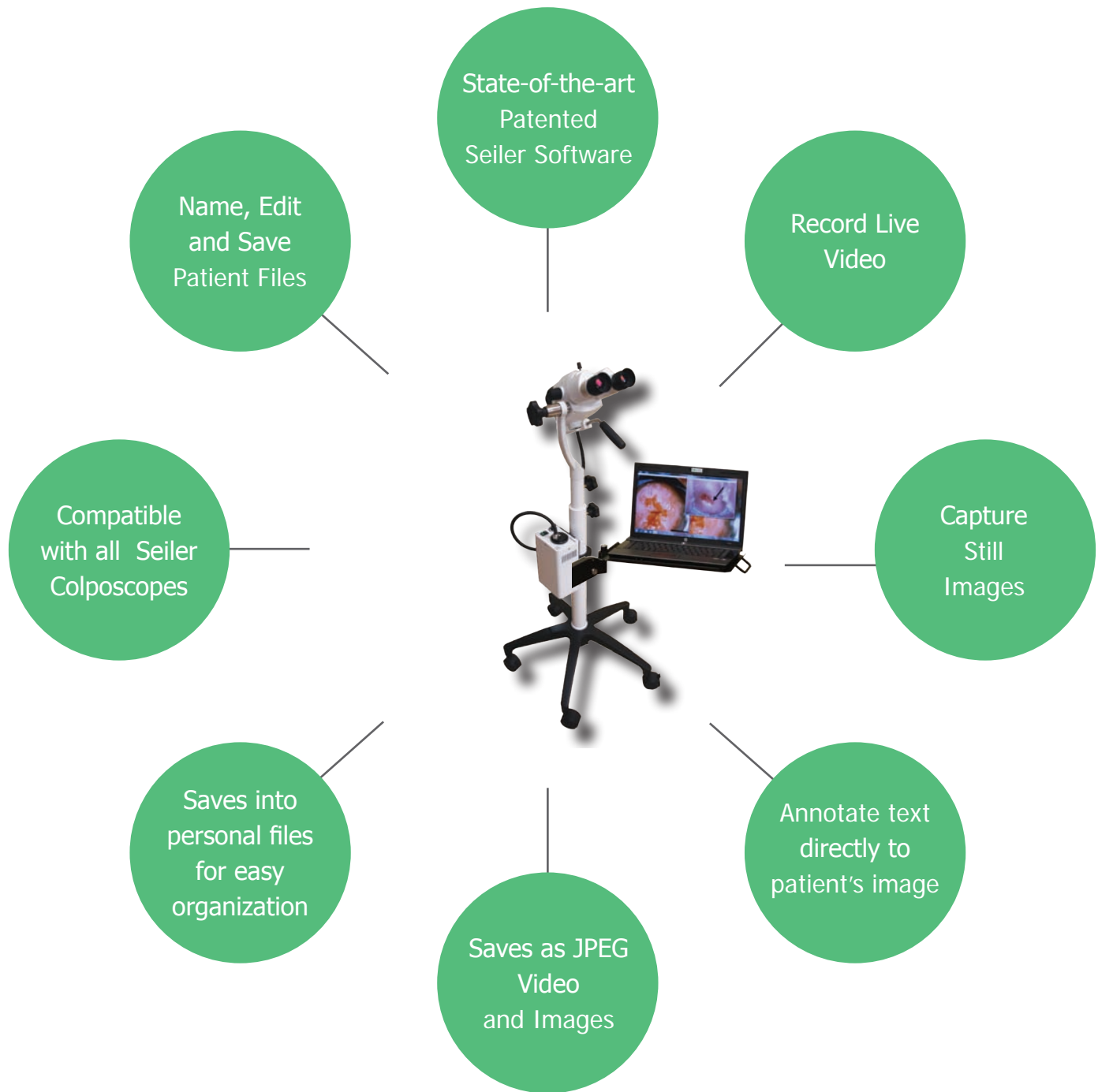
IMAGE CAPTURE
SYSTEM
(REQUIRES CCD VIDEO
CAMERA)



HD STREAMING
VIDEO

IMAGE CAPTURE PRO

"The perfect documentation tool"



COLPOSCOPES FOR HRA HIGH RESOLUTION ANOSCOPY



SEILER'S 900 SERIES COLPOSCOPE FOR HRA

- Key Features:
- Smooth, 5-Step Turret Magnification System
- LED Illumination System
- APOchromatic Lenses
- 300mm Objective Lens Standard
Optional: 175mm, 200mm, 250mm, or 400mm Lens
- Digital, Live Video and/or Image Capture System Available
- 12.5x Widefield Eyepieces Standard
(10x or 16x available)
- 45° Inclined Binocular Head (Optional Straight and 0-220° Inclinalable)
- Green Filter in Selector Knob
- Lifetime Warranty on Optics and Mechanics

955 5-STEP ANASCOPE FOR HRA

Comfort Mounting on Swing Arm Base
Provides Small Footprint
5 Levels of Magnification




985 OTS ANASCOPE FOR HRA

Over-the-Shoulder Mounting Removes
Obstructions from the Working Field
5 Levels of Magnification



MICROSCOPE & COLPOSCOPE ACCESSORIES



ASSISTANT TEACHING HEAD

Allows a second user to view the same procedure.



0-220° BINOCULAR HEAD

The inclinable head allows for a full 0-220° rotation. Seiler offers: 0-220° inclinable, Straight, and 45° inclined binoculars.



WIDE-FIELD EYEPIECES

Standard 10x and 12.5x with eye guards, optional 16x and 20x.



LASER FILTER

Provides protection from three different wavelengths ranging from 780-2940nm.



BEAMSPLITTER

Specially designed to create the highest quality imagery. The port contains a 50/50 side for digital and 80/20 for video. Optional 50/50-50/50 available.



EXTENDER ROTATION DEVICE

Extends user 5" from the optical pod and allows user to manipulate direction of optical pod while keeping head straight for a better ergonomic position.



IRIS DIAPHRAGM

Allows the user to control the iris to give a much deeper depth of field.



GO PRO HERO 4

Hero 4 has been specially modified so you can select the right lens for a given shot and capture 1080P video.



DSLR CAMERA ADAPTER

Easily attach any Sony, Canon, or Nikon DSLR camera directly to the microscope for high quality, razor sharp images. DSLR apt Sold Separately



HD LIVE VIDEO CAMERA

View live true HD imaging in crisp and clear and high resolution.

F65-VA adaptor Sold Separately



S-VIDEO CAMERA

Camera used in conjunction with Seiler's Image Capture Pro. F65-VA adaptor Sold Separately



VARIO FOCUS

Never change an objective again. Stay in focus from 200mm to 350mm by simply turning the fine focus knob.

COMPOUND MICROSCOPES



MICROLUX IV (MLX817)

Specifications:

- 5 Infinity Corrected Plan Objectives: 4x, 10x, 20x, 40x, and 100x oil
- Seidentopf Binocular Head, 30° Inclined, 360° Rotation
- Kohler Illumination System: Halogen 12V-20W (LED optional)
- Eyepiece: WF10X/20mm
- Interpupillary Distance: 50-75mm
- Coaxial Coarse and Fine Focusing Control
- Nosepiece: Reversed Quintuple Click-Stop Revolving Mechanism with Multiple Ball Bearings
- Condenser: Abbe Type N.A.=1.25 With Iris Diaphragm
- Double Layer Mechanical Stage with Removable Slide Holder, 190x140mm
- Travel Stage Area 78x55mm with A Right-Hand Stage Handle
- Anti-Fungal Systems
- 110V-240V Universal Power Supply
- Limited Lifetime Warranty



MICROLUX IV FOR MOH'S (MLX250)

The MicroluxIV is our most versatile compound microscope with optional video or digital configurations as well as phase contrast, LED, and MOHS for dermatology procedures.

Specifications:

- 5 Infinity Corrected Plan Objectives: 2.5x, 4x, 10x, 20x, and 40x
- Seidentopf Binocular Head, 30° Inclined, 360° Rotation
- Kohler Illumination System: Halogen 12V-20W (LED optional)
- Eyepiece: WF10X/20mm
- Interpupillary Distance: 50-75mm
- Coaxial Coarse and Fine Focusing Control
- Nosepiece: Reversed Quintuple Click-Stop Revolving Mechanism with Multiple Ball Bearings
- Condenser: N.A.O.9/0.13 Swing-out Condenser
- Double Layer Mechanical Stage with Removable Slide Holder, 190x140mm
- Travel Stage Area 78x55mm with A Right-Hand Stage Handle
- Anti-Fungal System
- 110V-240V Universal Power Supply
- Limited Lifetime Warranty

COMPOUND MICROSCOPES



MICROLUX IV VIDEO (MLX819)

Specifications:

- 5 Infinity Corrected Plan Objectives: 4x, 10x, 20x, 40x, and 100x oil
- Kohler Illumination System: Halogen 12V-20W (LED optional)
- Eyepiece: WF10X/20mm
- Interpupillary Distance: 50-75mm
- Coaxial Coarse and Fine Focusing Control
- Nosepiece: Reversed Quintuple Click-Stop Revolving Mechanism with Multiple Ball Bearings
- Condenser: Abbe Type N.A.=1.25 With Iris Diaphragm
- Double Layer Mechanical Stage with Removable Slide Holder, 190x140mm
- Travel Stage Area 78x55mm with A Right-Hand Stage Handle
- Anti-Fungal System
- 110V-240V Universal Power Supply
- Trinocular Tube with prism
- C-mount adapter for video camera
- Color CCD Video Camera
- 22" Flat-Panel LCD Monitor
- Limited Lifetime Warranty



MICROLUX IV DSLR (MLX817-DSLR)

Specifications:

- 5 Infinity Corrected Plan Objectives: 4x, 10x, 20x, 40x, and 100x oil
- Kohler Illumination System: Halogen 12V-20W (LED optional)
- Eyepiece: WF10X/20mm
- Interpupillary Distance: 50-75mm
- Coaxial Coarse and Fine Focusing Control
- Nosepiece: Reversed Quintuple Click-Stop Revolving Mechanism with Multiple Ball Bearings
- Condenser: Abbe Type N.A.=1.25 With Iris Diaphragm
- Double Layer Mechanical Stage with Removable Slide Holder, 190x140mm
- Travel Stage Area 78x55mm with A Right-Hand Stage Handle
- Anti-Fungal System
- 110V-240V Universal Power Supply
- Trinocular Head
- DSLR Adapter for Canon
- Limited Lifetime Warranty

Optional: Canon EOS Rebel (item code: CANONDSLR)



ALSO AVAILABLE IN DUAL TEACHING HEAD

COMPOUND MICROSCOPES

WESTLAB III (WLB814)

Specifications:

- Infinity-Plan Objectives: 4x, 10x, 40x, and 100x oil
- 12V 20W Halogen Illumination
- Seidentopf Binocular Head, 30° Inclined, 360° Rotation
- Eyepiece: WF10X/20mm
- Interpupillary distance: 50-75mm
- Reversed Quadruple click-stop nosepiece
- Coaxial Coarse And Calibrated Fine Focus Control
- Condenser: Abbe Type N.A.=1.25 With Iris Diaphragm
- Mechanical stage with removable slide holder 142 x 140mm; travel area with a right-hand stage handle
- Anti-Fungal System
- 100V – 240V universal power supply
- Optional: Live Video Feature
- Limited Lifetime Warranty

WESTLAB III VIDEO (WLB819)

Specifications:

- Infinity-Plan Objectives: 4x, 10x, 40x, and 100x oil
- 12V 20W Halogen Illumination
- Eyepiece: WF10X/20mm
- Interpupillary distance: 50-75mm
- Reversed Quadruple click-stop nosepiece
- Coaxial Coarse And Calibrated Fine Focus Control
- Condenser: Abbe Type N.A.=1.25 With Iris Diaphragm
- Mechanical stage with removable slide holder 142 x 140mm; travel area with a right-hand stage handle
- Anti-Fungal System
- 100V – 240V universal power supply
- Trinocular Tube with prism
- C-mount adapter for video camera
- Color CCD Video Camera
- 22" Flat-Panel LCD Monitor
- Limited Lifetime Warranty

ALSO AVAILABLE IN DUAL TEACHING HEAD

COMPOUND MICROSCOPES



SEILERSCOPE (SXS820)

Specifications:

- Achromat Objectives: 4x, 10x, 40x, and 100x oil
- Seidentopf Binocular Head, 30° Inclined, 360° Rotation
- Eyepieces: WF10X/18mm
- 6V20W Halogen Illumination
- Coaxial Coarse And Calibrated Fine Focus Control
- Graduated, Right Hand Double Plated Mechanical Stage
- Reversed Four-Hole Nosepiece
- Focusing Tension Adjustment Knob
- Condenser: Abbe Type N.A.=1.25 With Iris Diaphragm
- 100V – 240V universal power supply
- Anti-Fungal System
- Optional Accessories: Live Video, Plan Objectives
- Limited Lifetime Warranty



SEILER VIDEO (SXS819)

Specifications:

- Plan Objectives: 4x, 10x, 40x, and 100x oil
- Eyepieces: WF10X/18mm
- 6V20W Halogen Illumination
- Coaxial Coarse And Calibrated Fine Focus Control
- Graduated, Right Hand Double Plated Mechanical Stage
- Reversed Four-Hole Nosepiece
- Focusing Tension Adjustment Knob
- Condenser: Abbe Type N.A.=1.25 With Iris Diaphragm
- 100V – 240V universal power supply
- Anti-Fungal System
- Trinocular Tube with prism
- C-mount adapter for video camera
- Color CCD Video Camera
- 22" Flat-Panel LCD Monitor
- Optional: Plan Objectives
- Limited Lifetime Warranty

MEDICAL SURGICAL LOUPES



SURGICAL LOUPES

- 2.5x, 3.0x and 3.5x magnifications. Provides vision not attainable with the naked eye.
- HIGH RESOLUTION – highest grade glass for excellent clarity.
- WATER SEALED – optics are sealed to prevent dust and moisture.
- DOUBLE HINGE FLIP-UP DESIGN – for superior optical alignment.
- GREAT DEPTH OF FIELD – comfortably extends the natural accommodation capability of the human eye.
- WIDE-FIELD – highly corrected optics that allows the entire mouth to be viewed.
- WORKING DISTANCE – Short (340mm or 13.4 inches), Regular (420mm or 16.5 inches), Long (500mm or 19.7 inches).

All Seiler loupes allow the user to set your interpupillary, convergence and declination angle for perfect optical alignment.

FRAME STYLES



Available Colors:

- Metallic Blue
- Metallic Red
- Metallic Silver
- Black

TITANIUM

Lightweight titanium frames allow the user to adapt an RX lens to the loupes.



Available Colors:

- Metallic Silver
- Black

SPORT

The Sport Frame is a large durable frame that offers added protection against splash-back and debris.

MAGNIFICATION LEVELS

2.5X

The entry level magnification that provides a wide field of view, which is exceptionally easy to get used to and is the most common magnification bought.

3.0X

The intermediate magnification level of which is good for a user that is familiar with loupes or has a need for additional magnification not provided by the 2.5x power.

3.5X

The most powerful loupe level in the Seiler Line of Loupes. This magnification level is used for specialists and users that have a smaller working field.

WORKING DISTANCE

SHORT | 13.4" (340MM)

The short working distance is 13.4 inches or 340mm.

REGULAR | 17" (420MM)

The regular working distance is 16.5 inches or 420mm. The regular working distance is the most common working distance.

LONG | 19" (500MM)

The long working distance is 19.7 inches or 500mm. The long working distance is generally used by a tall person.



LED HEADLIGHT

The Seiler LED Loupe Light is designed with precision engineering to provide the brightest light available. Additional features are:

- Ultra Lightweight Design.
- Over 50,000 LUX.
- Supplies bright, white, shadow-free light.
- Variable Illumination
- Rechargeable Battery Pack makes this a complete portable, compact unit that allows the user freedom of movement.
- Seiler's high quality LED Light operating life expectancy is approximately 500 charge/discharge cycles.

A COMMITMENT TO EXCELLENCE SINCE 1945

1913

Eric H. Seiler enters Zeiss-Jena School of Fine Optics in Jena, Germany and graduates with his Masters in Fine Optics. The Masters in Fine Optics will allow him to train the art of optics to others.

1945

After moving to the US and working for 20 years for another optical company, Eric H. Seiler and Dora L. Seiler start their own Optical Equipment and Repair Company in St. Louis, MO.



1947

Eric H. Seiler designs his first set of survey instruments for distribution

1949

Seiler Instrument was manufacturing over 100 products, confirming the establishment of both the Seiler Manufacturing Division and Survey Division.

1950

Seiler Microscope Division is formed to distribute Carl Zeiss (Jena) Microscopes to North America.

1968

Seiler Instrument and Manufacturing moves its headquarters from downtown St. Louis to a 50,000 sq. ft. facility in Webster Groves, MO. Seiler later purchases 2 other neighboring facilities for an expansion ultimately totaling around 78,000 sq. ft.



1987

Seiler Planetarium Division is established, representing Zeiss Planetaria throughout the United States and Canada.

1999

Seiler opens the Night Vision Division that would make and distribute day/night vision sniper rifle scopes for the police and U.S. Military.

2003

Seiler Instrument and Manufacturing earns the ISO 9001:2000 mark for all of its manufacturing practices to exemplify a worldwide quality standard.

2009

Seiler Instrument unifies all of its operations under one roof again with the purchase of a new 150,000 sq. ft. facility located at 3433 Tree Court Industrial Blvd, Kirkwood, MO.



2016

Seiler officially changes name of the Microscope Division to the Medical Division with the new design of Dental/Medical Surgical Microscopes.

